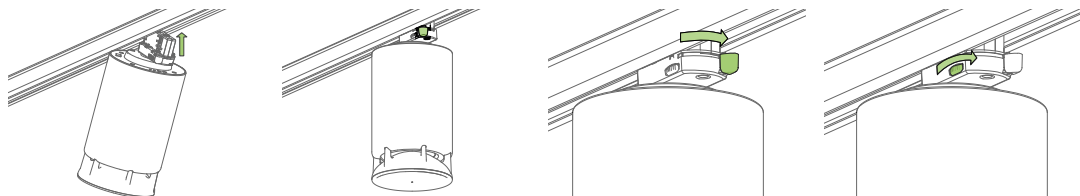


# QUICK GUIDE

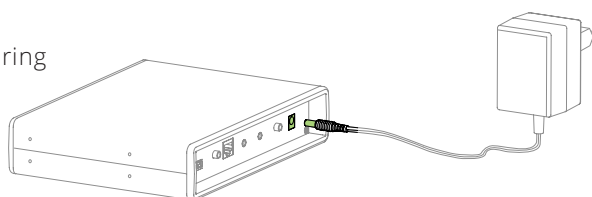
## INITIAL SETUP - LET'S GET IT INSTALLED



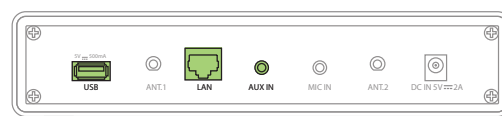
- 1 PLACE & POWER SPOTTUNE OMNI'S**  
Will blink green after 30 sec



- 2 PLACE & POWER SPOTTUNE STREAM**  
Wait 2 - 10 min. while auto starting & pairing



- 3 SPOTTUNE IS READY FOR MUSIC INPUT**  
AUX or USB or Network



More info: [www.spottune.com/FAQ](http://www.spottune.com/FAQ) or [support@spottune.com](mailto:support@spottune.com)

**SPOTTUNE**

# QUICK GUIDE

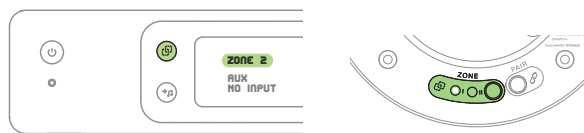
## LET'S GET IT PLAYING



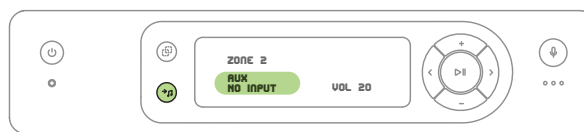
- 1 TURN ON**   
OFF is pressing for 3 sec



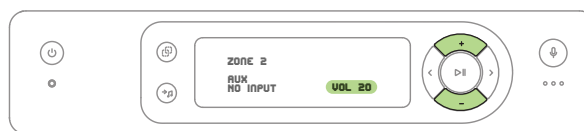
- 2 SELECT ZONE**   
Zone 1, Zone 2 or Zone 1+2



- 3 SELECT INPUT FOR MUSIC**   
AUX or USB or Network



- 4 ADJUST VOLUME**  
NB. volume is individual to each zone



More info: [www.spottune.com/FAQ](http://www.spottune.com/FAQ) or [support@spottune.com](mailto:support@spottune.com)

**SPOTTUNE**